

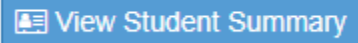
# Princeton R-V School District

## Free & Reduced Lunch Application on Lumen

1.) Log in to [Lumen](#).

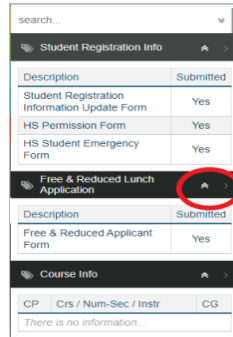
*Contact the elementary or high school office if you do not have your Parent Portal information.*

2.) Click on “View Student Summary” next to your child’s picture.

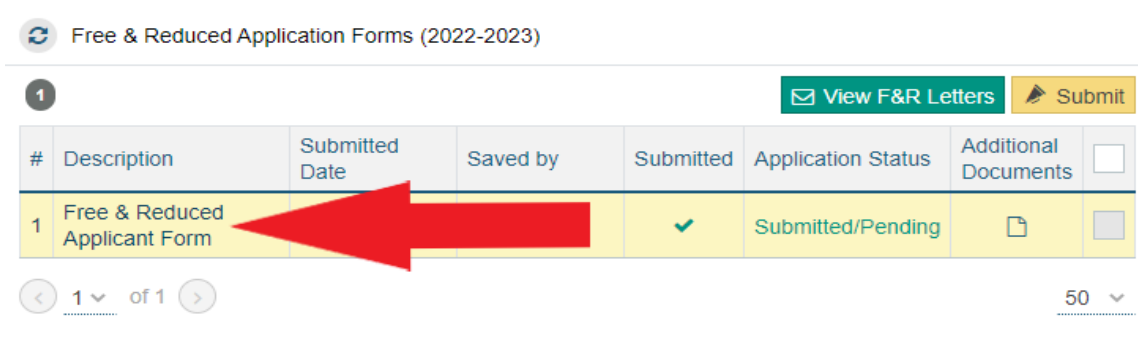


3.) Click on > to the right of “Free & Reduced Lunch Application”

*This will appear under the registration forms.*



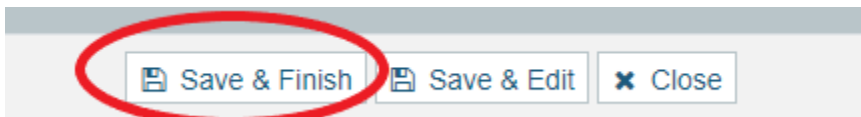
4.) Click on “Free & Reduced Applicant Form” to fill out the form.



*You should see all of your children enrolled in school on the same form. You only have to fill out one form per family. Make sure to add all children & adults & sign your form. To add or delete people, click on “Add/delete additional household members.”*

*Click to Add/Delete additional Household Member(s)*

5.) Click “Save & Finish” at the bottom of the screen.



6.) Submit your application.

*Select the box to the right of each form (the very top box will select all forms). Select Submit above the box. The Status will help you see which forms you have submitted.*

